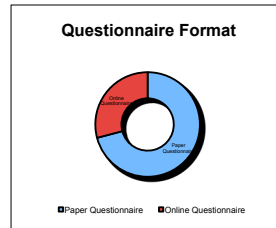


## Buckingham Plan Questionnaire Analysis

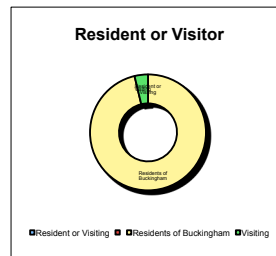
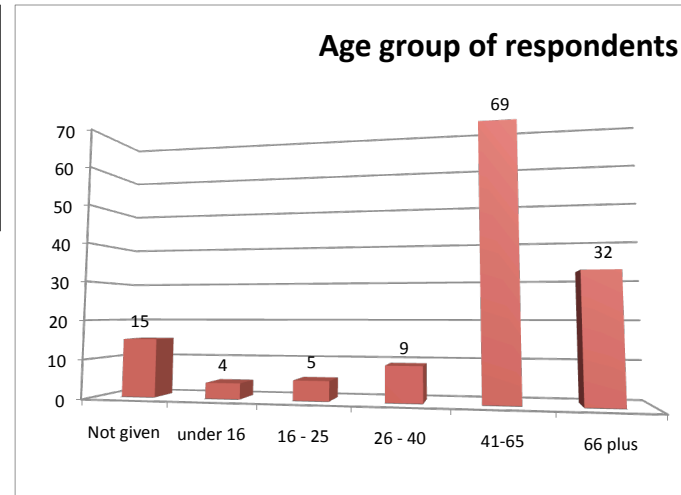
### Questionnaire Format

Paper Questionnaire	95
Online Questionnaire	39
<b>Total</b>	<b>134</b>



### Age Group of Respondents

Not given	15
under 16	4
16 - 25	5
26 - 40	9
41-65	69
66 plus	32
<b>Total</b>	<b>134</b>

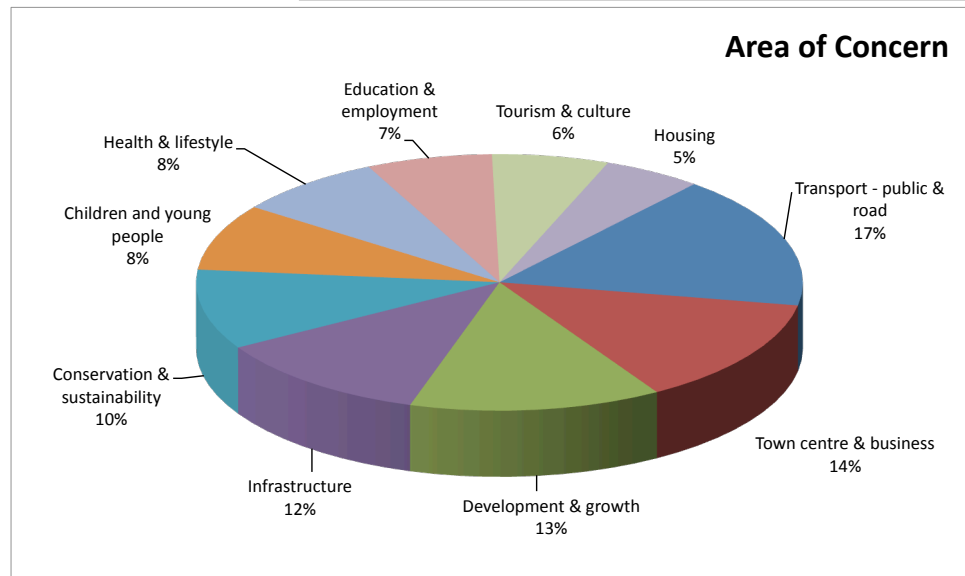


### Resident or Visiting

Residents of Buckingham	129
Visiting	5
<b>Total</b>	<b>134</b>

### Areas of concern (in order of preference)

Transport - public & road	70
Town centre & business	56
Development & growth	56
Infrastructure	49
Conservation & sustainability	42
Children and young people	35
Health & lifestyle	33
Education & employment	28
Tourism & culture	26
Housing	22



tion